

Pirate Adventures!

7 ejercicios para divertirse y mantener el inglés activo este verano (9 a 13 años)



Hello! Grrr...!

Choose a friend to help you!

In each adventure you will find a new clue. Write them all down so you can open the treasure chest when you find it!

¡Elige un/a amigo/a para que te ayude!

En cada aventura encontrarás una nueva pista. ¡Escríbelas todas para que puedas abrir el cofre del tesoro cuando lo encuentres!



Adventure 1: The Map

As a good pirate, you need to find out: Where is the treasure?



First, you need to find the map inside this cave.

But... the cave's door will only open if you say the right word.

1. Find the only word that is written correctly below. Say it out loud. The cave's door will open for you!

The word is: ____.

1. Encuentra la única palabra escrita correctamente y dila en voz alta para que se abra la puerta de la cueva y jpuedas hacerte con el mapa del tesoro!

<i>Rokc</i>	<i>Parot</i>	<i>Writting</i>	<i>Beachs</i>
<i>Watter</i>	<i>Tresure</i>	<i>Shinny</i>	<i>Shels</i>
<i>Mermeid</i>	<i>Swiming</i>	<i>Sayed</i>	<i>Suny</i>
<i>Octupus</i>	<i>Openn</i>	<i>Folow</i>	<i>Sumer</i>

Adventure 2: The River

Congratulations! Now you have the map in your hands!



You follow the map and walk towards your treasure.

But... you see a river - and the bridge is in the middle of the water! It is a magical bridge!

Only if you write the right word on a tree will the bridge help you cross the river.

2. Which word is hiding here? Write it down to connect the bridge!

The word is ____.



2. Encuentra la palabra escondida y escríbela aquí para que el puente te ayude a cruzar el río!

E	A	P	U	F	I
K	T	Y	A	W	P
A	R	G	O	L	D
Q	Y	E	S	R	U
L	Z	H	W	A	I
G	F	A	T	O	N

Adventure 3: The Compass


Well done! You are now closer to your treasure chest!



You walk slowly and look at all the beautiful trees while following your compass, but... a bird comes and steals your compass!

Which bird is it? And where is your compass now?

*You look for the bird, but there are many trees and there are many birds!
But, there is only one bird that has a different colour.*



3. Can you find the bird that has a different colour? The bird has a message for you on its belly.

The word on its belly is: ____.


3. Sólo un pájaro tiene un color que los demás no tienen.

¡Encuétralo y descubre tu siguiente pista en su barriga!

Adventure 4: The Abandoned Castle

You are on a roll! You have your compass again and another clue.

You follow the path that the map shows. You are on the way to the next clue and something very important - the key that opens the treasure chest together with the secret code!



This key and the next clue are inside the abandoned castle.

It is far away, and you are tired and thirsty.

You arrive at a lovely waterfall and stop to drink some water and rest.

Descansas un poco de camino al castillo abandonado, ¡donde encontrarás la llave y la siguiente pista del código secreto!

You get up and start walking again. After about an hour, you see something old in the distance - it is the abandoned castle!



INGLÉS EN MONTILLA

As you get closer, you can see that there is only an abandoned tower left. You want to go in and find your key!



But... the door is locked. How can you get in?

A strange animal talks to you. You don't know what that animal is.

It has the head of an owl but the body of a fox.

- *Who are you? It asks you. But you don't answer.*
- *I am asking you: Who are you? But you don't say anything.*
- *Do you want the treasure chest?*
- *"Yes, I do!" You say.*
- *Are you looking for the key?*
- *"Yes, I am!" You say.*
- *Alright. Do you need my help?*
- *"No, I don't. Thank you."*
- *I see... well, you seem brave and intelligent. The Old Captain will like you.*
- *"Who is the Old Captain?" You ask the strange animal.*
- *Hahaha... The owner of this castle, my friend.*

Suddenly, the strange animal kicks the door open and pushes you inside the castle. The door closes behind you. It is dark, humid and dirty.

A light turns on and a deep voice coming from a pirate's painting talks to you.



INGLÉS EN MONTILLA

- *Grrr...! Welcome to my Castle! I am the Old Captain. Who are you? You don't respond.*
- *Are you looking for my treasure chest?*
- *"Your treasure chest?" You ask.*



- *Yes, MY treasure chest. I found the treasure and I kept it in a secret place.*

Many people wanted to steal it because they thought and said that it was their treasure, but it is mine.

Only I know where to find it.

4. Ask the Old Captain to help you.

4. ¿Cómo le pedirías ayuda al Old Captain?

- *"-----?" You ask him*
- *Only if you promise that the gold you find will not change your heart. You must stay a generous and kind person. Can you do it?*
- *"Yes, I can!" You say.*
- *Here are the instructions: go upstairs. There is an old table with a drawer. There you can find your key and your next clue. Good luck!*
- *"Thank you for your help, Old Captain!" You reply.*

Adventure 5: The Old Table

Good job! The Old Captain told you his secret.

Now you run up the stairs inside the castle towards the old table.



There it is!

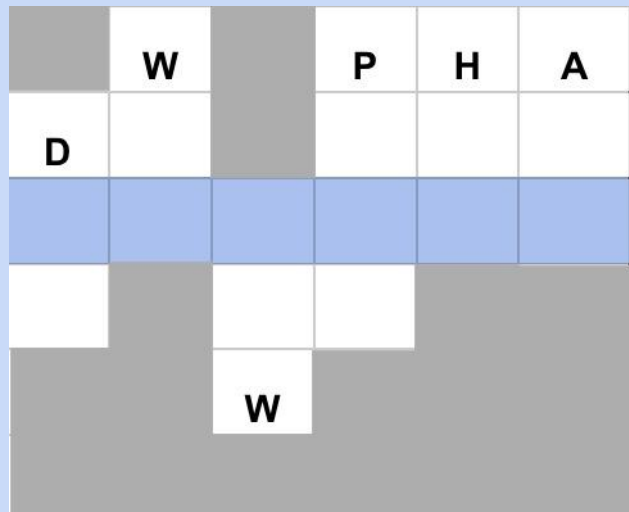
You try to open the drawer but it doesn't open.

A magical paper on the table starts writing these words: "Find the clue first."

5. Guess the word that hides on the magical paper.

5. ¿Qué palabra se esconde en el papel mágico? El Old Captain vive en el pasado. ¡Refréscale estos verbos y encontrarás la siguiente pista!


- *Pasado del verbo DO*
- *Pasado del verbo WIN*
- *Pasado del verbo SEE*
- *Pasado del verbo PAY*
- *Pasado del verbo HAVE*
- *Pasado del verbo EAT*



Adventure 6: The Trees

Wow! You rock! You almost have the treasure!

Now you have the key and another clue!



You walk out of the castle and follow the map towards the treasure. You go back into the forest.

You are looking at the map when suddenly a bird bites off a big part of your map and hides it inside a tree hole.

You ask the bird to give you your map back but he is just singing.

- *"It is my map!" You say to the bird.*
- *But the bird says: "It is my map."*

A parrot appears at your feet and starts repeating words like parrots do:

- *"It is my map, it is my map."*



INGLÉS EN MONTILLA

- Parrot, can you help me find my map? I need my map and my clue! You say.
- Yes, I can. It is my, my, my, it is my, my, my map!

The parrot looks into all the tree holes and gives the map back to you.



- It is not his map, it is not her map, it is not their map. The parrot says.
- "Parrot, what are you talking about?" You ask.
- It is my, my, my... it is my, my, my... it is my, my, my... map!

6. What is the word that the parrot keeps repeating? That's your next clue!

The word is ____.

6. ¿Cuál es la palabra que repite el loro una y otra vez? ¡Esa es tu próxima pista!

Adventure 7: The Beach

Well done! You now have the map, your compass, the key and the 5 words for the secret code.



You are finally at the beach where the treasure chest hides. But where is it?

The map shows a very big rock.

You try to move it but it is very very heavy!

The rock doesn't move.

The sun shines on the rock and you discover some small letters on it. But they are not in order, so you don't know what they say.

It must be the last clue!

7. Put these letters in order to find the last clue and open the treasure chest!

7. Pon estas letras en el orden correcto para averiguar la última pista y, con ella, completar el código secreto que, junto a la llave, abre el cofre del tesoro!

ATCHEURES RSET _ _ _ _ _


Congratulations!

The treasure chest is now yours!

The secret code is: _____!



¡Enhorabuena!



Si has superado las 7 aventuras y te has hecho con el código secreto, envíanos una foto por WhatsApp o etiquetándonos en Instagram.

¡Los 10 primeros piratas ganadores en completar el cuaderno y enviar la foto se llevarán 1 taza de regalo de enhorabuena!